

VITA Programs: Boost Capacity to Serve Taxpayers with Disabilities



December 1, 2022

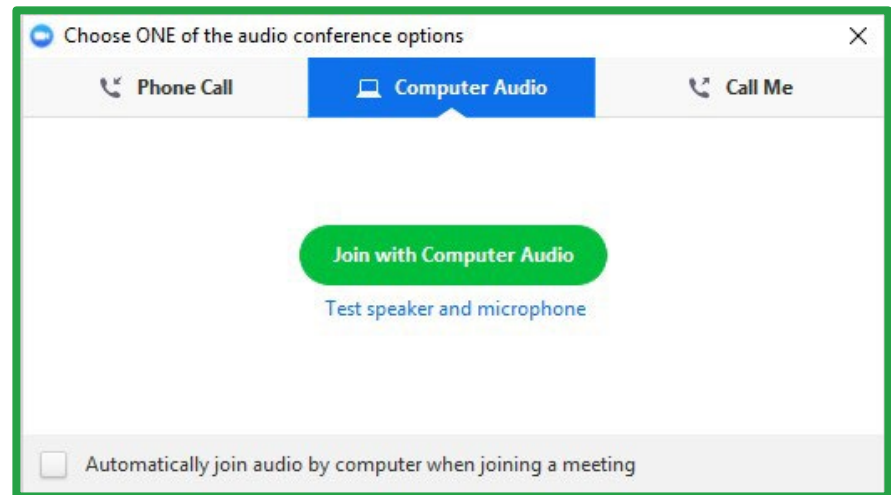
Listening to the Webinar

- The audio for today's meeting can be accessed using Computer Audio or by calling in by phone. If you select Computer Audio, please make sure your speakers are turned on or your headphones are plugged in.
- If you do not have sound capabilities on your computer or prefer to listen by phone, dial ...

1-929-205-6099

Meeting Code:

829 1398 6516



Captioning

- Real-time captioning is provided during this webinar.
- The captions can be found by clicking on the “cc” button in your Zoom controls at the bottom of the screen.

Submitting Questions

- Please use the Q&A box to submit any questions you have during the webinar and we will direct them accordingly.
- If your question is not answered during the webinar, or you are listening by phone and not logged in, you may email kpisani@ndi-inc.org.

Technical Assistance

- If you experience any technical difficulties during the webinar, please use the chat box to send a message to the NDI Host or email kpisani@ndi-inc.org
- Please note: This webinar is being recorded and you will receive an email with the YouTube link within a week. The materials will be placed on the [National Disability Institute website at: Taxes and Tax Preparation.](#)

Welcome (1)



Michael R. Roush, M.A., AFC®
Director, Center for Disability-Inclusive
Community Development (CDICD)
National Disability Institute
mroush@ndi-inc.org

National Disability Institute (NDI)

- NDI is a national nonprofit organization dedicated to building a better economic future for people with disabilities.
- NDI is the first national organization committed exclusively to championing economic empowerment, financial education, asset development and financial stability for all persons with disabilities. NDI affects change through public education, policy development, training, technical assistance and innovative initiatives.
- Visit NationalDisabilityInstitute.org.

Thank you

This webinar is hosted with support from



Welcome (2)



Ana Maria Rivera
Program Manager
Family Economic Mobility

SHARE OUR
STRENGTH[®]

Polling Question #1

- Does your free tax preparation/VITA program currently serve taxpayers with disabilities?
 - Yes
 - No
 - Not applicable

Polling Question #2

- If you are with a free tax preparation/VITA program, how confident are you in your outreach efforts to taxpayers with disabilities?
 - Very confident
 - Somewhat confident
 - Not confident at all
 - Not applicable

Polling Question #3

- If you are with a free tax preparation/VITA program, how confident are you in making accommodation requests for taxpayers with disabilities?
 - Very confident
 - Somewhat confident
 - Not confident at all
 - Not applicable

Polling Question #4

- If you are a person with a disability, a family member or a disability service provider, have you used a VITA/free tax preparation service in the past?
 - Yes
 - No
 - Not sure
 - Not applicable

***NEW* Resources and Tools to Boost Capacity to Serve Taxpayers with Disabilities**

Updated Tax Pages

TAXES & TAX PREPARATION

Tax preparation is a way to engage taxpayers with disabilities in a larger conversation about financial wellness and economic advancement, including the Earned Income Tax Credit (EITC). National Disability Institute continues to work to increase Volunteer Income Tax Assistance (VITA) awareness and to build the capacity of tax coalitions to better serve taxpayers with disabilities, both in person and online.

FREE TAX PREPARATION

WHAT ARE THE OPTIONS AND WHO IS ELIGIBLE?

There are many free tax preparation options available. On average, households with an adjusted gross income (AGI) of \$66,000 or less may qualify for free tax preparation and filing using many different free tax preparation options both online and in person. Eligibility criteria can change from year to year, so be sure to check the options for eligibility with the service you choose.

RECENT WEBINARS:

TAXPAYERS WITH DISABILITIES AND FAMILIES: IT'S NOT TOO LATE TO MAXIMIZE YOUR 2021 TAX CREDITS



Taxes and Tax Preparation

COMMUNITY ORGANIZATIONS, SERVICE PROVIDERS AND EMPLOYERS ARE ENCOURAGED TO USE THESE FREE RESOURCES TO HELP INCREASE AWARENESS OF FREE TAX PREPARATION OPTIONS AND SERVICES.

DEVELOP FREE TAX PREPARATION PARTNERSHIPS

- **Partner with the IRS** and make a difference in your community
 - **Utilize** IRS Partner and Volunteer Resource Center
 - **Visit** the IRS Partner Outreach Corner for shareable content
- **Locate** a VITA site near you
- **Become** an IRS VITA Volunteer
- **Contact** AARP Foundation Tax Aide to volunteer
- **Register** as a partner with MyFreeTaxes.com
- Call or **visit** 211 for expert essential services in the community

LOOKING FOR LOCAL PARTNERSHIP OPPORTUNITIES?

Download our Quick Reference Guide: *Identifying Disability Partners in Your Community*

Download



Informing Others About Free Tax Preparation

Website: Importance of Spreading the Word

DOWNLOAD SHAREABLE OUTREACH MATERIALS

- [You Earned It](#)
- [Prepare & File Your Taxes for Free](#)
- [Mythbusters: Your Earned Income Tax Credit](#)
- [IRS Partner](#) Toolkit
- [MyFreeTaxes](#) Partner Portal
- [EITC Awareness Day](#) (January) Marketing Materials
- [Get it Back](#) campaign EITC and Child Tax Credit Outreach
- [Outreach Connection](#) free tax content from IRS
- [IRS](#) social media channels
- [Social Media](#) toolkit from IRS

DESIGNATE RESOURCES FOR FREE TAX PREP AWARENESS

- Provide staff training about free tax preparation services.
- Leverage company electronic and print newsletters and include downloaded information about free tax prep partners in the community.
- Allow employees extra time during or after work hours to prepare returns using online tax preparation software at work.
- Design a marketing plan

Helping others

DEVELOPING FREE TAX PREPARATION PROGRAMS

Understanding what free tax preparation is and promoting it are a great first step. But you may want to expand your outreach to include providing free in-person tax prep services on site. Doing this can be as simple as providing computer access for customers or as involved as hiring and training tax coaches to assist customers. Learn more about the options for developing your own free tax preparation program.

GETTING STARTED

The Volunteer Income Tax Assistance (VITA) grant program is an IRS initiative designed to support free tax preparation services for the underserved populations through various partner organizations. This service enables persons with disabilities, the elderly, low-to-moderate-income individuals, and limited English speakers to file their taxes each year. IRS awards matching funds to organizations that offer free tax preparation services during the tax filing season.

HOW TO HELP IN YOUR COMMUNITY

[Apply for a VITA grant](#)

[Become a VITA volunteer](#)

[Become an IRS Partner](#)

- Offer space within your facility for free tax prep by trained volunteers on site
- Encourage employees to become VITA volunteers
- Provide a tax coach or other trained volunteer onsite



YOU CAN BECOME A VITA VOLUNTEER!

Volunteer to help your community with the Volunteer Income Tax Assistance Program! You will receive training to provide free tax help for low-to-moderate income families who need assistance preparing their tax returns. As a volunteer, you will join the thousands of others who each year prepare millions of tax returns at thousands of tax sites nationwide.

[Get Started](#)

EXPANDING FREE TAX PREPARATION IN THE DEAF COMMUNITY

One of the best ways an organization can work towards effective communication access to the Deaf and hard-of-hearing community is to partner with the Deaf community. Through this collaboration, your organization doesn't have to be the expert, but rather can learn about the diversity of the Deaf community, how/when to hire sign language interpreters and how your agencies may work together to leverage resources. Below is a list of tips on how to ensure your agency is inclusive of the Deaf community in free tax preparation and other services.

- Use 'Deaf' alongside 'disability' in messaging and include Deaf partners on any listserves your agency sends out
- Use symbols and pictures in handouts, PPTs, resources
- Nominate Deaf partners to serve on local/state committees
- Encourage partnership between your network and Deaf partners
- Connect with Vocational Rehabilitation Counselors for the Deaf (RCD)
- Connect with Schools/College Programs for the Deaf
- Connect with Centers for Independent living with Deaf Programs/Staff
- Connect with Mental Health and Developmental Disability Programs for Deaf
- Promote and use Video Relay Services with your Deaf partners
- Recommend/Initiate Deaf Taskforces for deeper collaboration and more complex challenges

For other resources on Serving d/Deaf Taxpayers, check out [***Statewide Services for Individuals who are Deaf and Hard of Hearing and IRS Videos in American Sign Language \(ASL\)***](#).

[Free Tax Prep For People With Disabilities](#)

Resources for Taxpayers with Disabilities

FREE TAX PREPARATION SERVICES & RESOURCES



PEOPLE WITH DISABILITIES

Free tax preparation introduces financial education to the disability community to help individuals build a more stable financial future.

[Learn More](#)



JOB SEEKERS

Free tax preparation expands services in organizations who help job seekers in an easy and cost-effective way.

[Learn More](#)

WHY FREE TAX PREPARATION IN AN ORGANIZATION SERVING PERSONS WITH DISABILITIES?

MORE INFORMATION FOR TAXPAYERS WITH DISABILITIES

- Quick Reference Guide – [ABLE Accounts and Tax-Time Savings](#)
- Quick Reference Guide – [Taxes & Free Tax Prep: “I can’t afford to file my taxes...”](#)
- Quick Reference Guide – [Managing Money: “Other people manage my money; I don’t know where to start....”](#)
- Quick Reference Guide – [Medical Benefits: “I can’t afford to lose my medical benefits if I work....”](#)
- FAQs about [Taxes and SSA Disability Programs](#)
- Information for [Taxpayers with Disabilities](#)
- IRS offers information for [people with disabilities and their families](#)
- [Disability and Earned Income Tax Credit](#)

[Free Tax Prep](#)
[For People](#)
[With](#)
[Disabilities](#)

Ensure Your Free Tax Prep Site is Accessible to All

ENSURE YOUR FREE TAX PREP SITE IS ACCESSIBLE TO ALL INCLUDING PERSONS WITH DISABILITIES

Effective Strategy Handouts

- Examples of [People First Language](#)
- [Selecting an Interpreter](#)
- [Making Accommodation Requests](#) for Taxpayers with Disabilities
- [Why Ask the Disability Question](#) at VITA Sites? | [Asking the Disability Question - A Script](#) for VITA Preparers
- [Technology Accessibility Resources](#) - Making Sure Your Website and Technology is Accessible

Disability Script

NATIONAL DISABILITY INSTITUTE

Why Ask the Disability Question at VITA Sites?

A Script for VITA Tax Preparers

Tax sites have shared that some volunteers are uncomfortable asking the disability question because they do not know why it is important and are afraid to offend someone by asking the question. The script allows VITA tax preparers to show this card to taxpayers or to read the information aloud.

This card would be most useful if copies could be placed at each VITA computer to allow the tax preparer to read it should they have any questions.

The cards are available for download at: bit.ly/disability-question.

How will the disability question script be beneficial to volunteers?

- It will provide volunteers the information they need to discourage fears of offending someone by asking this question.
- It will provide volunteers guidance on how to respond if the taxpayer asks them why they are asking.
- It provides volunteers with the importance of the survey questions.

Where can I find the disability question?

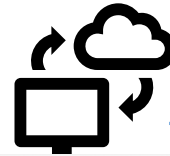
- IRS Form 13614-C [Intake/Interview & Quality Review Sheet](#) (rev 10-2022)
 - Question #6b "Last year, were you: Total and permanently disabled?" **and/or**
 - Question #9b "Last year, was your spouse: Totally and permanently disabled?"

Why is this question important?

- Provides information on demographics being served at your VITA site.
- Expands research efforts on VITA customers with disabilities.
- Information collected is often used to report back to funders and potential funders.
- Assists the IRS in determining their need to serve persons with disabilities through Outreach, Free Tax Preparation, and Financial Education

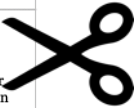
©National Disability Institute 10-2022

www.nationaldisabilityinstitute.org



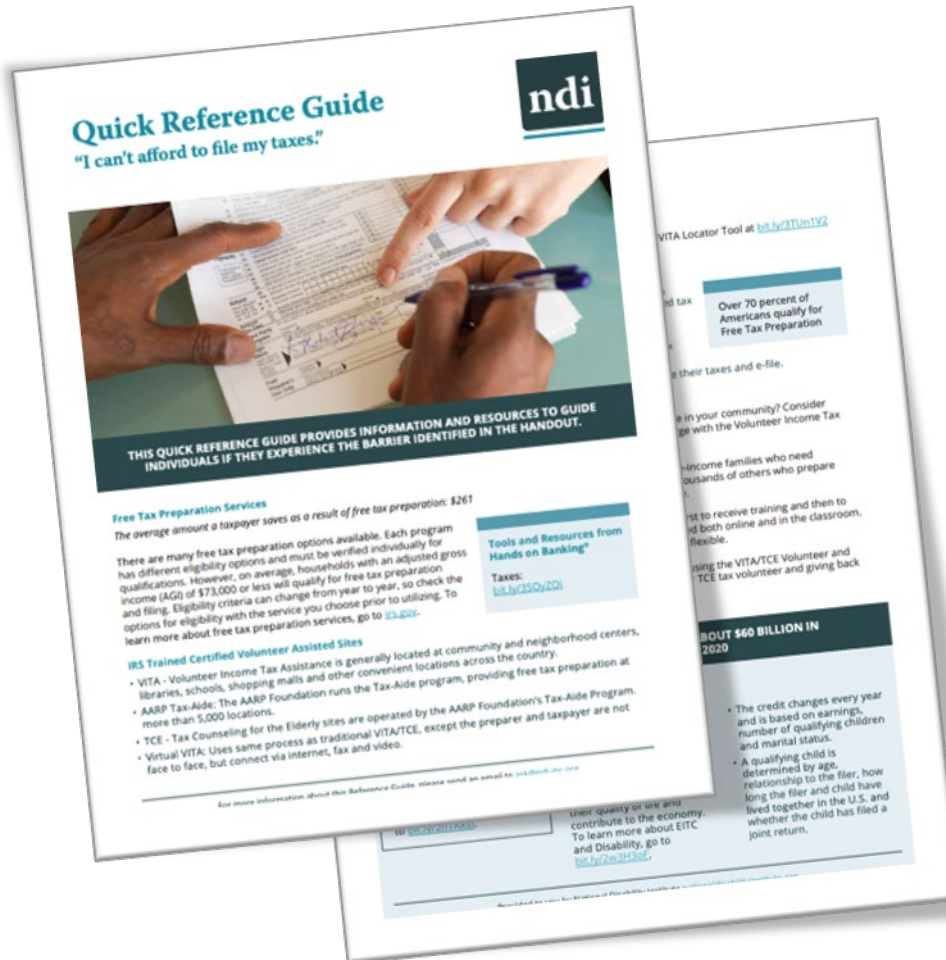
bit.ly/Disability-Question

<p style="text-align: center;">Why the Disability Question? <u>A Script for VITA Tax Preparers</u></p> <ul style="list-style-type: none"> • It provides information on demographics being served at your VITA site which includes people with disabilities who are often not counted. • It expands research efforts on VITA customers with disabilities. • Data collected is often used to report back to current and potential funders so we may continue to provide this valuable free service. • This information assists the Outreach and Education Department of the IRS which is committed to assisting people with disabilities on Tax Education, Free Tax Preparation, Financial Education and Asset Building opportunities. <p style="font-size: 8px;">Please note: All information collected is confidential. There are potential tax credits you might be eligible for if you or a person in your family does have a disability.</p>	<p style="text-align: center;">Why the Disability Question? <u>A Script for VITA Tax Preparers</u></p> <ul style="list-style-type: none"> • It provides information on demographics being served at your VITA site which includes people with disabilities who are often not counted. • It expands research efforts on VITA customers with disabilities. • Data collected is often used to report back to current and potential funders so we may continue to provide this valuable free service. • This information assists the Outreach and Education Department of the IRS which is committed to assisting people with disabilities on Tax Education, Free Tax Preparation, Financial Education and Asset Building opportunities. <p style="font-size: 8px;">Please note: All information collected is confidential. There are potential tax credits you might be eligible for if you or a person in your family does have a disability.</p>
<p style="text-align: center;">Why the Disability Question? <u>A Script for VITA Tax Preparers</u></p> <ul style="list-style-type: none"> • It provides information on demographics being served at your VITA site which includes people with disabilities who are often not counted. • It expands research efforts on VITA customers with disabilities. • Data collected is often used to report back to current and potential funders so we may continue to provide this valuable free service. • This information assists the Outreach and Education Department of the IRS which is committed to assisting people with disabilities on Tax Education, Free Tax Preparation, Financial Education and Asset Building opportunities. <p style="font-size: 8px;">Please note: All information collected is confidential. There are potential tax credits you might be eligible for if you or a person in your family does have a disability.</p>	<p style="text-align: center;">Why the Disability Question? <u>A Script for VITA Tax Preparers</u></p> <ul style="list-style-type: none"> • It provides information on demographics being served at your VITA site which includes people with disabilities who are often not counted. • It expands research efforts on VITA customers with disabilities. • Data collected is often used to report back to current and potential funders so we may continue to provide this valuable free service. • This information assists the Outreach and Education Department of the IRS which is committed to assisting people with disabilities on Tax Education, Free Tax Preparation, Financial Education and Asset Building opportunities. <p style="font-size: 8px;">Please note: All information collected is confidential. There are potential tax credits you might be eligible for if you or a person in your family does have a disability.</p>



[Download: Why Ask the Disability Question at VITA Sites](http://www.nationaldisabilityinstitute.org)

Quick Reference Guides




[Download: Quick Reference Guide-Taxes and Free Tax Prep](#)

[Download: ABLÉ Accounts and Tax Time Savings](#)






Resource: Person-First Language




Examples of Person-First Language

"People-first" language helps us remember that people are unique individuals and that their abilities or disabilities are only part of who they are. When writing or speaking about people with disabilities, it is important to put the person first. Group designations such as "the blind," "the retarded," or "the disabled" are inappropriate because they do not reflect the individuality, equality, or dignity of people with disabilities. Further, words like "normal person" imply that the person with a disability is not normal, whereas "person without a disability" is descriptive, but not negative. The accompanying chart shows examples of suggested alternative language to negative phrases.

Negative Phrases	Suggested Alternative Language
Retarded, mentally retarded, mentally defective	Person with an intellectual or developmental disability
Mentally ill, defective, nuts, crazy	Person with a mental health condition; Person living with a mental health condition or illness
The blind, partially blind, vision impaired	Person who is blind; Person who has low vision; Person who has a vision impairment; Person whose vision is impaired
The disabled, handicapped, physically challenged	Person with a disability
The Deaf, Deaf and dumb, Deaf-mute	Person who is Deaf
Suffers a hearing loss, hearing impaired, partially Deaf	Person who is hard of hearing
Deaf and dumb, blind and mute	Deaf-Blind Person; Deafblind
Afflicted by MS	Person who has multiple sclerosis





Negative Phrases	Suggested Alternative Language
CP victim, CP person	Person with cerebral palsy
Epileptic	Person with epilepsy; Person with seizure disorder
Confined or restricted to a wheelchair, Wheelchair-bound person	Person who uses a wheelchair; Wheelchair user; Person in a wheelchair
Stricken by MD	Person who has muscular dystrophy
Brain-damaged	Person with a traumatic brain injury; Person who has sustained a brain injury
Downs person, mentally retarded, mongol	Person with Down Syndrome
The autistic, autistic	Person who has autism; Person on the autism spectrum
Crippled, lame, deformed, invalid, challenged	Person with a physical disability; Person who is physically disabled
Dumb, mute	Unable to speak; Uses synthetic speech; Person who uses a communication device
Normal, healthy, whole people	People without disabilities

Other Empowering Language:

If you are on a panel, be sure to ask which pronouns someone goes by. Don't make any assumptions about a person's pronouns.

Examples of Pronouns:

- She/her/hers
- He/him/his
- They/Them/Theirs
- Zim/Zir/Zirs (Zim rhymes with them, Zir rhymes with their)

©National Disability Institute - 5/2022

nationaldisabilityinstitute.org

[Download: Examples of Person-First Language](#)

Resource: Accommodation Requests

ndi NATIONAL DISABILITY INSTITUTE

Making Accommodation Requests

What is an accommodation?

According to the Americans with Disabilities Act, any business open to the public shall make reasonable modifications in policies, practices, facilities, privileges, advantages, or accommodations to individuals with disabilities, unless the public accommodation can demonstrate that making the modifications would fundamentally alter the nature of the goods, services, facilities, privileges, advantages or accommodations.

Why should the organization include accommodation statements?

Accommodation statements are necessary to ensure that persons with disabilities have facility access and effective communication (alternate formats, interpreters, etc.) for programs and services. It also lets persons with disabilities know that your organization is willing and ready to serve individuals with disabilities, and informs them of the policies and procedures for requesting reasonable accommodations.

Step 1: Create Accommodation Statement

What content should be included in the accommodation statement?

- Who to contact for an accommodation
- What the accommodation statement is intended for ... "in need of accommodations ..."
- Where does the person with the disability go to receive assistance: "Please call xxx-xxx-xxxx or email xxx@xxxx..." (Ensure you are providing methods for different types of disabilities. For example, if your phone is not TTY compatible, ensure you also provide email address and ensure your flyer/website is compatible with a screen reader for persons who may be blind or have low vision.)
- When should the person with the disability request by ... "4-5 business days"

www.nationaldisabilityinstitute.org

National Disability Institute

Examples of Posted Notification from a covered entity

- The National Disability Institute encourages persons with disabilities to participate in its programs and activities. If you anticipate needing any type of accommodation or have a question about the physical access provided, please contact (Name, Title, telephone number, should include TTY number if available). Please allow at least 3-5 business days' advance notice; last minute requests will be accepted, but may be impossible to fulfill.
- Accommodations for persons with disabilities are available upon request. Please allow at least 3-5 business days' advance notice; last minute requests will be accepted, but may be impossible to fulfill. Call (Applicable number) (voice) or (Applicable number) (TTY)

On a common flyer or where space is limited: "For more information or to make a reasonable accommodation request, please contact ... (phone/email)"

Step 2: Post Accommodation Statement

- **When:** Post an accommodation statement anytime you are promoting services or activities.
- **Where:** Anywhere you are providing information (e.g., notice for special events, flyers, organization brochures, bulletin boards, websites, places where known barriers exist).
- **What:** Providing a method of communication between persons with disabilities and your coalition to ensure services are available to everyone.
- **Why:** So that persons with disabilities know they are welcome to participate in your services and you will work to ensure their needs are met.

Step 3: Fulfilling an Accommodation Request

- **Who is making the request?** Consult the individual with a disability FIRST.
- **What do they need as an individual?** Don't be afraid to ask questions to find out about their specific needs. Consider their individual preference, but don't be afraid to also make alternative suggestions. Just ensure their needs are met as the end result.
- **When?** As soon as you receive the request, to allow time to adjust or make arrangements to fulfill it.

www.nationaldisabilityinstitute.org

National Disability Institute

Step 4: Other miscellaneous important tips

Identify who on your team will be responsible for fulfilling accommodation requests. Ensure everyone is aware of where to direct any advance or last-minute requests. Incorporate into your VITA training.)

Collaborate with a "team" attitude, ensuring everyone in the organization knows this is something to be done to guarantee inclusiveness and should never be thought of as a burden.

Examples of Accommodations

There are many services available to assist persons with disabilities. Some of the most common types of accommodations include the following:

- Physical changes, such as installing a ramp or rearranging furniture for better accessibility
- Sign language interpreters for people who are Deaf
- A quieter workspace or other changes to reduce noisy distractions for someone with an intellectual disability
- Written materials in an accessible format for individuals who are visually impaired (e.g., Braille, audio tape, computer disk or reading aloud to the individual)

www.nationaldisabilityinstitute.org

[Download: Making Accommodation Requests and What is an Accommodation?](#)



Customizable Promotional Flyers



Your Earned Income TAX CREDIT

MILLIONS OF PEOPLE WITH DISABILITIES MISS OUT ON THE EARNED INCOME TAX CREDIT (EITC) BECAUSE THEY DON'T FILE AN IRS TAX RETURN.



Get the Facts and File for Free!

- X MYTH** Persons with disabilities do not have to file income taxes because their income is too low.
- ✓ FACT** If you worked in 2022, filing taxes could mean extra money in your pocket.
- X MYTH** Tax refunds affect benefits for persons with disabilities.
- ✓ FACT** Tax refunds do not count as income when determining other federally funded benefits.
- X MYTH** Affordable tax preparation is not available.
- ✓ FACT** Free tax preparation for qualified individuals earning less than \$73,000 by IRS-certified tax preparers is available online or in your neighborhood!

Online: bit.ly/30301RC

Onsite: Call 2-1-1 or visit bit.ly/3EnIAHY for a free tax site near you

FILE FOR FREE TODAY! CLAIM YOUR EITC AND GET YOUR REFUND FAST!

ndi In partnership with **SHARE OUR STRENGTH**

nationaldisabilityinstitute.org

Prepare and File Your Taxes FOR FREE

DISCOVER HOW EASY IT IS TO FILE YOUR TAXES FOR FREE EITHER ONLINE OR ONSITE WITH AN IRS-CERTIFIED VITA VOLUNTEER PREPARER. YOU COULD BE ELIGIBLE FOR THOUSANDS IN TAX CREDITS YOU MIGHT NOT BE CLAIMING!



Do You Qualify?

- ✓ YOU DO NEED**
 - To have earned less than \$73,000 in 2022
 - To have a valid email address
 - To have a valid Social Security Number or ITIN (Individual Taxpayer Identification Number)
- X YOU DO NOT NEED**
 - To be married
 - To have children
 - To owe taxes
 - To give up your public benefits if you get a tax refund

Tax refunds are NOT counted as income when determining other federally funded benefits. You have 12 months to spend your tax refund before it impacts benefits.

Online: bit.ly/30301RC

Onsite: Call 2-1-1 or visit bit.ly/3EnIAHY for a free tax site near you


FILE FOR FREE TODAY! THE SOONER YOU FILE, THE SOONER YOU COULD BE BRINGING YOUR MONEY HOME!

ndi In partnership with **SHARE OUR STRENGTH**

nationaldisabilityinstitute.org

You EARNED IT

PEOPLE WITH DISABILITIES OFTEN MISS OUT ON EXTRA MONEY DURING TAX TIME. FILING A TAX RETURN IS THE ONLY WAY TO GET THE EXTRA MONEY YOU MAY BE ELIGIBLE FOR.



Items you may need when filing your taxes

- Photo ID
- Social Security Cards, Social Security Number verification letters or Individual Taxpayer Identification Number assignment letters for you, your spouse and any dependents
- Birth dates for you, your spouse and dependents on the tax return
- Bank account and routing number or a voided check for direct deposit of your refund
- ABLE account information
- 2020 and 2021 tax return if you have them
- W-2 form(s) for all jobs last year (your employer(s) will have sent you this by January 31st)
- Unemployment Income (if applicable)
- 1099-G for unemployment benefits
- 1099-R for disability income
- Statements for prizes or lottery/gambling winnings
- Interest and dividend statements from banks
- Records for any other income

For more information

Online: bit.ly/30301RC

Onsite: Call 2-1-1 or visit bit.ly/3EnIAHY for a free tax site near you

ndi In partnership with **SHARE OUR STRENGTH**

nationaldisabilityinstitute.org

[Downloadable flyer: Your Earned Income Tax Credit Mythbusters](#)

[Downloadable flyer: Prepare and file your taxes for free](#)

[DownloadableFlyer: You Earned it](#)

Social Media Posts & Toolkit (1)

- [NDI/Share our Strength Social Media Messages](#)

A	B	C	D
TOPIC	AUDIENCE	KEY MESSAGE	SOURCE
DISABILITY SPECIFIC	Families with children with disabilities	#Parents of kids with #disabilities: If you qualify, an #IRS credit can mean < #tax refund #EITC https://go.usa.gov/xRFAk	IRS
DISABILITY SPECIFIC	Individuals with disabilities	Special rules help people with #disabilities qualify for #EITC https://go.usa.gov/xRFAk #InclusionWorks	IRS
DISABILITY SPECIFIC	Individuals with disabilities	Millions of #PeopleWithDisabilities miss out on #EITC because they don't file an #IRS #tax return https://go.usa.gov/xRFAk	IRS
DISABILITY SPECIFIC	Individuals with disabilities	#PeopleWithDisabilities: Even if not required, filing a tax return with #IRS is only way to receive the #EITC #tax credit. Find out if eligible at https://go.usa.gov/xRFAk	IRS
DISABILITY SPECIFIC	Individuals with disabilities	#PeopleWithDisabilities: #EITC #tax credit isn't counted as income for SS #disability benefits for 12 months https://www.irs.gov/credits-deductions/individuals/earned-income-tax-credit/disability-and-the-earned-income-tax-credit-eitc	IRS



Social Media Posts & Toolkit (2)

- How to use the document, News Articles, Hashtags and Accounts to Follow

OTHER CREDITS	All audiences	Qualify for #EITC? See what other tax credits are available - https://go.usa.gov/xRFGK		
EITC- Earned Income Tax Credit	Everyone	#EITC: Get it and Get it Right. Visit #IRS.gov - https://go.usa.gov/xRFGm	IRS	LINK TO IRS SOCIAL MEDIA GRAPHICS
EITC- Earned Income Tax Credit	Everyone	Single? No children? See if #EITC works for you - https://go.usa.gov/xRFGE	IRS	LINK TO IRS SOCIAL MEDIA GRAPHICS
EITC- Earned Income Tax Credit	Everyone	You earned it. Now file, claim it and get it- https://go.usa.gov/xRFGm	IRS	LINK TO IRS SOCIAL MEDIA GRAPHICS
EITC- Earned Income Tax Credit	Everyone	Ask your #tax preparer about #EITC, you may be eligible - #IRS https://go.usa.gov/xRFGE		
EITC- Earned Income Tax Credit	Everyone	Tax knowledge is freedom. Find out if you qualify for the Earned Income Tax Credit. What will you do with the extra money in your pocket? https://www.irs.gov/credits-deductions/individuals/earned-income-tax-credit-eitc	NDI	
FREE TAX PREPARATION + EITC	Everyone	Free tax preparation and help is available. Find out if you qualify for #EITC and other #taxcredits - https://go.usa.gov/xRFGV	IRS	LINK TO IRS SOCIAL MEDIA GRAPHICS
FREE TAX PREPARATION + EITC	Everyone	Free tax preparation help is available online and through a volunteer organization near you- https://go.usa.gov/xRFGV #EITC #Get it Right.	IRS	LINK TO IRS SOCIAL MEDIA GRAPHICS



Previous NDI Tax-Related Webinars

- [Creating a Plan to Promote Free Tax Preparation Services to Taxpayers with Disabilities](#) - November 2, 2022
- [Taxpayers with Disabilities and Families: it's Not Too Late to Maximize Your 2021 Tax Credits](#) - October 6, 2022

Guest Presenter



Don Dill
Senior Tax Analyst
SPEC HQ – National Partnerships
Internal Revenue Service



Resources

- [Accessible Forms & Publications](#)
- [IRS ASL Videos](#)
- [Disability Related Products](#)
- [More Information for People with Disabilities](#)

Special Guest



Sara Johnson
Co-Founder and COO

CASH
CAMPAIGN
OF MARYLAND

Creating Assets, Savings and Hope

Q & A

EVALUATION

Please complete post-webinar
evaluation upon sign-off

Additional Questions or Need Technical Assistance for Your Tax Outreach

Contact us at
ask@ndi-inc.org

Follow NDI on Social Media



@NationalDisability



@NatDisability



@National-Disability-Institute

Contact Information

Michael R. Roush, M.A., AFC®

Director, Center for Disability-Inclusive
Community Development (CDICD)

National Disability Institute

mroush@ndi-inc.org

Kish Pisani

Project Coordinator

National Disability Institute

kpisani@ndi-inc.org

NationalDisabilityInstitute.org